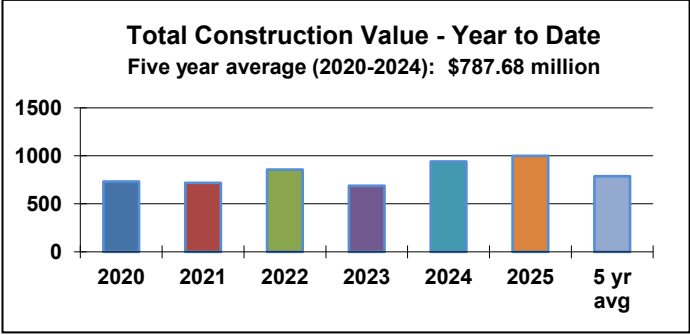
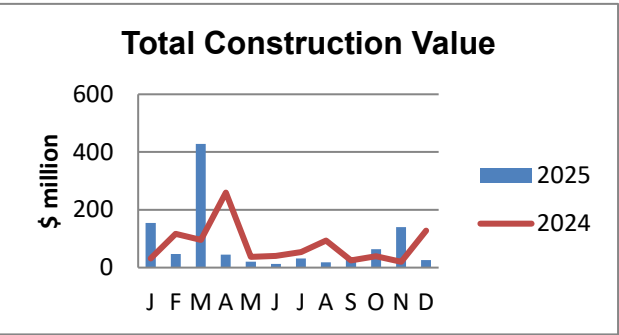


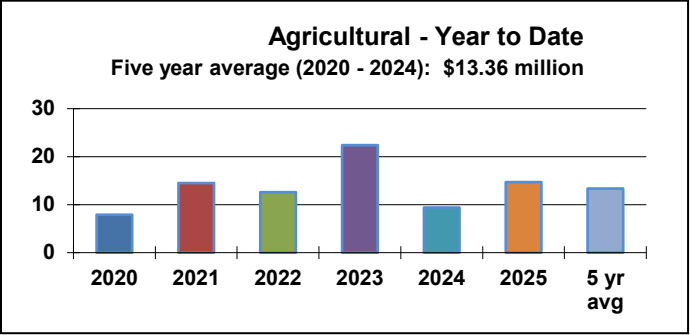
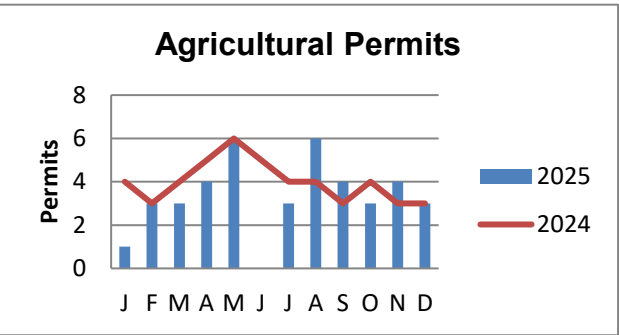
Building Statistics

December 2025

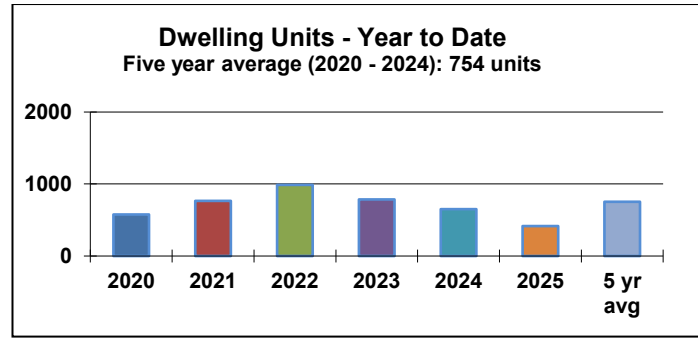
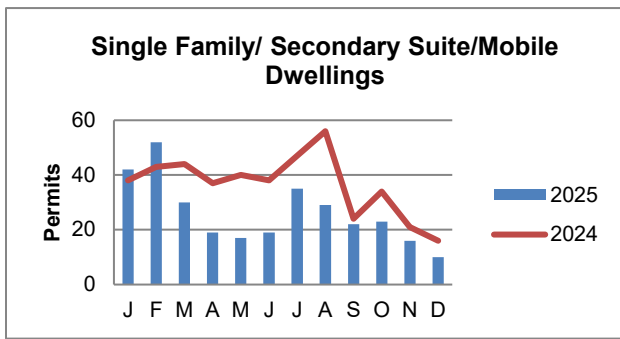
The Township of Langley’s Permits, Licences and Inspections Division publishes Langley Building Statistics monthly. The purpose of the publication is to provide information on current activity, historical comparisons, and trends in building construction in the Township.



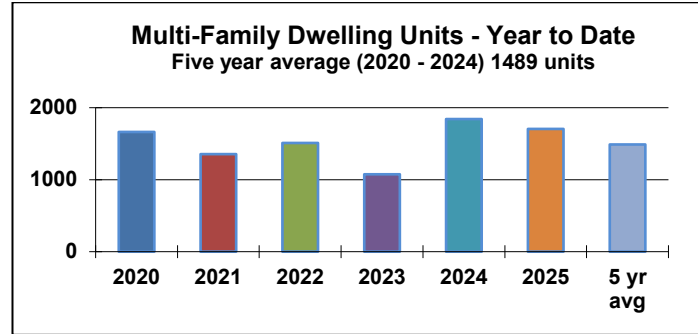
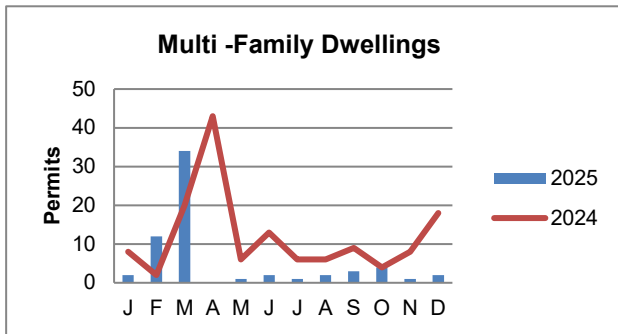
- 140 Building Permits issued in the month of December with total construction value: \$25,651,368
- Total value of Building Permits issued to the end of December 2025: \$1,022,123,969



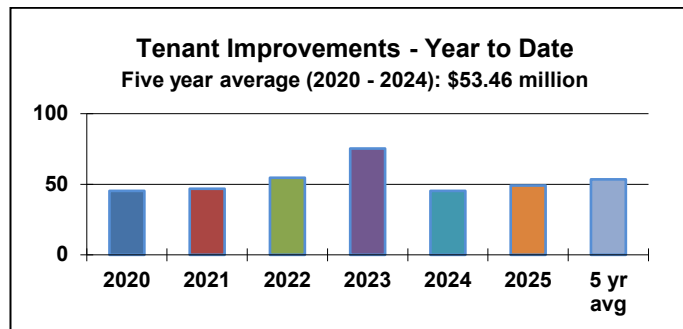
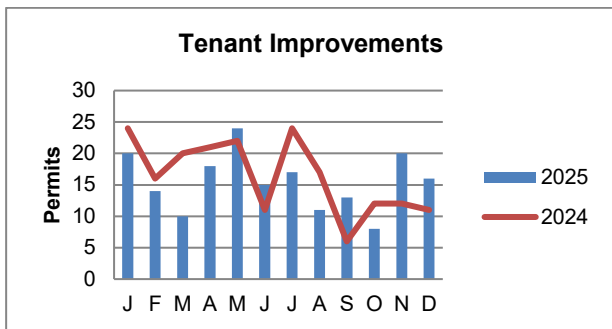
- 3 Agricultural Permits issued in the month of December with total construction value: \$1,158,643
- Total value of permits for agricultural development to the end of December 2025: \$14,652,912



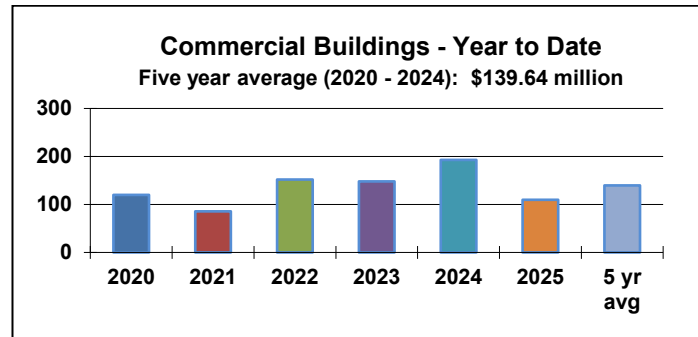
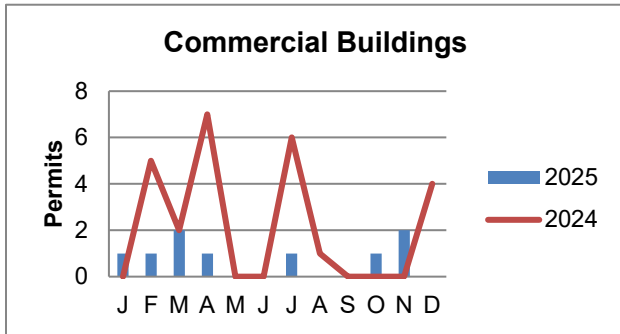
- 10 Building Permits issued in the month of December with total value: \$2,053,306
- Building Permits for 416 dwelling units were issued to the end of December 2025



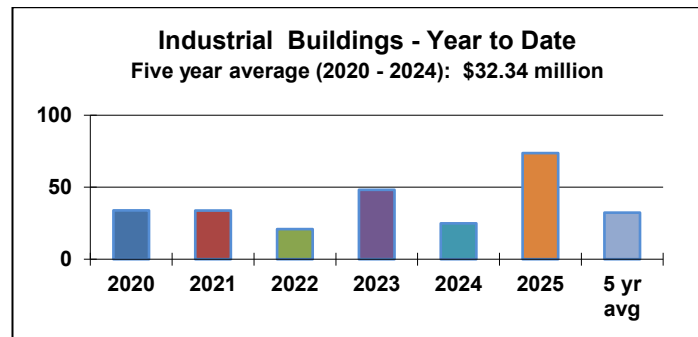
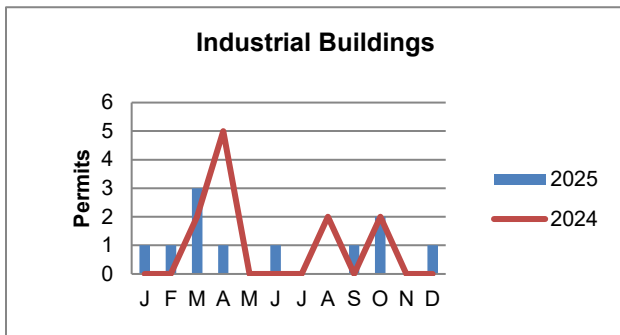
- 2 Multi-Family Building Permits issued in the month of December with total value: \$3,567,140
- 64 Multi-Family Building Permits were issued for 1705 Multi-Family units to the end of December 2025



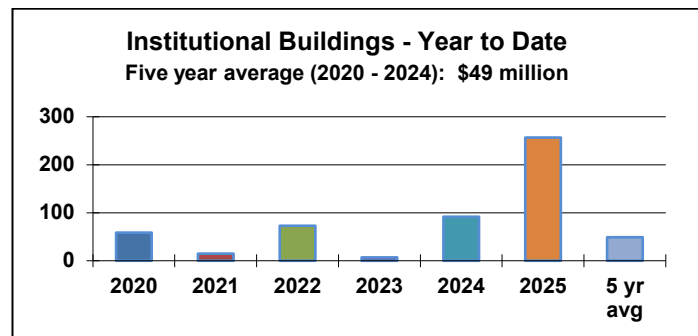
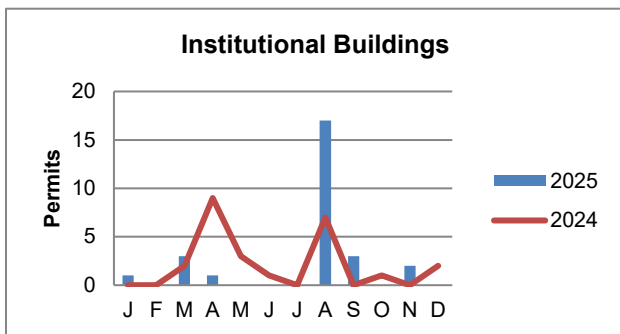
- 16 Tenant Improvement Permits issued in the month of December with total value: \$5,401,000
- Total value of permits for tenant improvements issued to the end of December 2025: \$49,116,293



- There were no Commercial Building Permits issued in the month of December
- Total value of permits for commercial development issued to the end of December 2025: \$109,711,885



- 1 Industrial Building Permit issued in the month of December with total value: \$12,250,000
- Total value of permits for industrial development issued to the end of December 2025: \$73,710,637



- There were no Institutional Building Permits issued in the month of December
- Total value of permits for institutional development issued to the end of December 2025: \$256,672,500

Township of Langley Development Summary

	Dec-25	Dec-24	Year to Date	Year to Date
			Jan – Dec 2025	Jan – Dec 2024
Permits issued	140	179	2,506	3,085
Permit fees collected	\$261,115	\$1,107,714	9,023,615	\$8,689,752
Total Construction Value:	\$25,651,368	\$127,756,240	\$1,022,103,969	\$941,276,442
• Agricultural	\$1,158,643	\$885,826	\$14,652,912	\$9,437,838
• Commercial	\$0	\$69,472,626	\$109,711,885	\$192,776,231
• Industrial	\$12,250,000	\$3,000,000	\$73,710,637	\$24,870,791
• Institutional	\$0	\$24,308,159	\$256,672,500	\$91,692,159
• Miscellaneous Residential	\$1,221,279	\$545,182	\$28,238,430	\$23,793,628
• Multi-family	\$3,567,140	\$23,020,344	\$361,321,008	\$397,575,768
• Residential	\$2,053,306	\$5,079,765	\$128,700,304	\$155,865,672
• Tenant Improvement	\$5,401,000	\$1,444,338	\$49,116,293	\$45,264,356
Dwelling Units Created:	21	308	2,121	2,493
• Mobile	0	0	9	5
• Multi-family	10	281	1,705	1,842
• Secondary Suites	5	15	195	287
• Single Family	6	12	212	359